



Village of Glenwillow

2024 Community Financial Report

Dear Residents:

Each year I like to provide you with a comprehensive Financial Report to give you a view of the Village's financial position and a look at our costs and revenues. Fiscal transparency provides you an in-depth look at our budget, so you have a better understanding of where the money comes from and where it goes. The report shows how the Village uses its financial resources every year, and provides a picture of the Village's condition on a yearly basis. I am happy to report the Village ended 2023 with \$3.4 million in the General Fund.



Thanks to the diligence of my Staff and Council, we are able to secure grant money to help fund many of our projects. Here are some of what we accomplished in 2023:

- Awarded \$117,750 in funding from the American Rescue Plan Act (ARPA) for the Tinker's Creek Trail North Project Phase 1.
- Awarded \$127,000 for the Pettibone Rd. Sanitary Sewer Phase II project along Pettibone Rd. in funds from the Ohio Public Works Commission (OPWC).
- Awarded \$63,000 in reimbursable costs for the 2023 Preventive Maintenance Program for concrete and asphalt repairs for our roads from Cuyahoga County.
- Awarded \$50,000 from the Community Development Supplemental Grant (CDSG) for the installation of pickleball courts.
- Awarded \$250,000 from the Cuyahoga County 50/50 program for the reconstruction of Cochran Road Phase II.
- Awarded \$3,980 from NOPEC for the NOPEC Energized Community Grant (NEC) used to insulate the police garage.
- Awarded \$1,000 from NOPEC for the NOPEC Community Grant to help supplement the 2023 Summer Concert Series.

I hope this Annual Financial Report helps you understand the Village's financial position for each fiscal year. As you can see inside this report, the Village is in a stable financial position. I remain committed to working together with our business community, residents, Council, and my Staff to enhance and keep our community financially strong.



Mark A. Cegelka, Mayor

Revenue from Income Tax Collections

Income tax collections are the Village's primary source of revenue for all essential services. Every department within the Village relies on income tax collections for some portion of their funding. The Village of Glenwillow collects a 2.0% income tax on earned income within the Village, which is applied to gross salaries, wages, personal services, compensation and net income of for-profit organizations that conduct business in Glenwillow. Village of Glenwillow residents are required to pay income taxes on income they earn outside the Village, but are given 100% credit up to 2.0% for income taxes paid to the municipality(s) in which they work. (See Figure 2)

Income tax collections for 2024 are projected to be close to the same amount as 2023 levels, based upon first quarter 2024 collections. The Village will closely monitor these collections throughout the year.

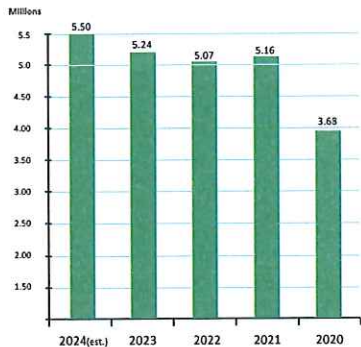


Figure 1
Income Tax Collections
(All Funds - Cash Basis)

Figure 2

As an example, Glenwillow residents who work in the following communities do not pay any additional income tax to the Village of Glenwillow.

Cleveland	Solon
Akron	Beachwood
Macedonia	Bedford Heights
Twinsburg	Oakwood
Walton Hills	Orange

Distribution of Glenwillow Property Tax

The fundamental difference between the Village of Glenwillow and the Solon School District is the main funding source used by each entity for operating purposes. The Village of Glenwillow primarily relies on income tax revenues. Solon School's main source of funding is property taxes. However, property taxes are still a vital component of Glenwillow's funding sources.

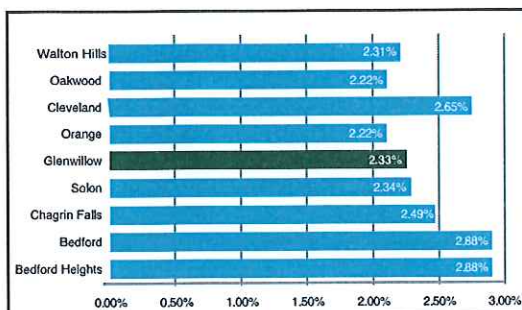
Property tax in Glenwillow is based on the County-assigned value of all parcels of land and buildings within each taxing district. The assignment of value is administered by the Cuyahoga County Fiscal Office. The Fiscal Officer determines an assessed value, which is 35% of the appraised market value for each parcel.

For tax collection year 2024, a homeowner in Glenwillow will pay 2.33% of the market value of their home in property taxes.

Figure 3 shows comparative tax rates for tax collection year 2024 for surrounding communities in Cuyahoga County.

Figure 3 – Residential Property Tax Rates

Calculated as a % of market value



Sample Calculation and Use of Property Tax

A simple percentage is used to estimate total property tax for a property. The property tax is calculated by multiplying the market value of the property by the percentage applicable to the taxing district. See Figure 4 for a sample property tax calculation for the Village of Glenwillow.

Figure 4 - Sample Property Tax Calculation for Village of Glenwillow

$$\begin{aligned} \text{Market Value of Property} &= \$100,000 \\ \text{Glenwillow Tax Rate} &= 2.33\% \\ \$100,000 \times 2.33\% &= \$2,330 \end{aligned}$$

These taxes will be allocated in the percentages detailed in Figure 5.

Figure 5 – Recipients of Glenwillow Property Tax

Recipient	Percentage
Solon Schools	65.24%
County Library	3.85%
Cuyahoga County	26.43%
Village of Glenwillow	4.48%

Allocation of Property Taxes

Village of Glenwillow	4.48%	\$ 104.48
Solon Schools	65.24%	\$ 1,520.09
Cuyahoga County	26.43%	\$ 615.82
County Library	3.85%	\$ 89.61
	<u>100.0%</u>	<u>\$ 2,330.00</u>

Village of Glenwillow

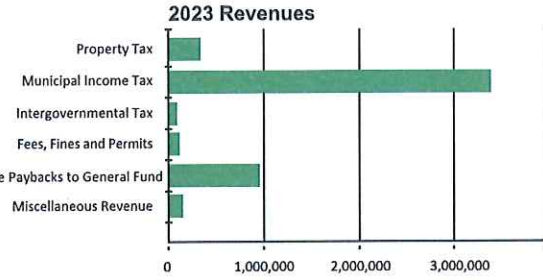
General Fund - Revenue and Expenditures

The following is a summary of the Village's financial position and operations for fiscal years ended December 31, 2023 and December 31, 2022. The General Fund accounts for the majority of revenues and expenditures associated with basic operations of the Village. In the Village of Glenwillow, most services and operations are reported in the General Fund (see tables and charts below).

Where the Money Comes From...

Revenues by Category

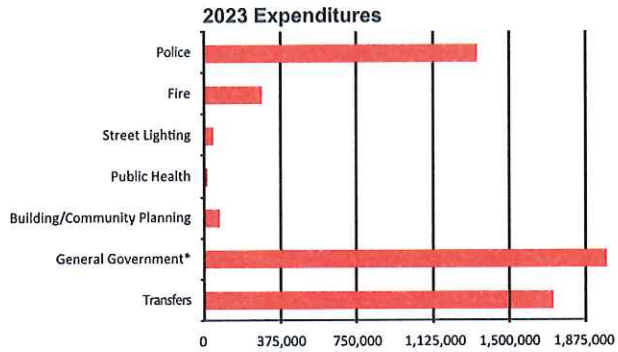
Revenue - General Fund	2023	2022
Property Tax	286,035	280,727
Municipal Income Tax	4,718,381	4,567,637
Intergovernmental Tax	28,048	21,854
Fees, Fines and Permits	127,453	155,411
Advance Paybacks to General Fund	950,000	60,000
Miscellaneous Revenue	154,018	169,177
Total General Fund Revenue	6,263,935	5,254,806



Where the Money Goes...

Expenditures by Function

Expenditures - General Fund	2023	2022
Police	1,228,661	1,150,816
Fire	268,393	253,399
Street Lighting	43,023	42,995
Public Health	6,560	5,100
Building/Community Planning	76,802	61,669
General Government*	2,159,877	1,915,858
Transfers/Advances	1,797,300	1,775,000
Total General Fund Expenditures	5,580,616	5,204,837
General Fund Year-End Reserve Balance	3,402,532	2,671,539
General Fund Advance Receivable	-	950,000
Combined Balance	3,402,532	3,621,539



*General Government category includes departments such as: Council, Mayor's Office, Land and Buildings, Law, Mayor's Court, Finance Office, along with other Boards and Commissions.

⇒ How much money does Glenwillow contribute to the Solon Schools?

In 2023, Glenwillow residents and businesses will provide nearly \$4.3 million in property taxes and approximately \$281,000 in employer withheld income taxes to the funding of Solon Schools. The property taxes are paid from all property owners in the Village which includes commercial and residential. The income tax paid to Solon Schools is the result of tax sharing agreements executed between the Village of Glenwillow and Solon Schools as an incentive to attract new business to Glenwillow. These amounts are likely to increase slightly in future years.

Currently, there are 135 children living in Glenwillow attending Solon Schools (K-12).

PROJECT HIGHLIGHTS

ROAD MAINTENANCE

Maintaining our roads is an important job for the Village. Ensuring that annual maintenance and repairs are done on the roads and public right-of-way, helps us to avoid major road problems that require expensive repairs. Several road projects were completed to ensure that the roads both in the industrial and residential areas are in good condition. In 2023 the Village spent \$143,000 in concrete pavement replacement which included curb ramp repairs and sidewalk replacement and \$274,000 in asphalt repairs which included Pettibone Road Trail resurfacing, repaving Avery Lake and miscellaneous pavement repairs throughout the Village. We will continue to make repairs to the existing streets each year.

PICKLEBALL COURTS

We are very excited about the addition of pickleball courts. The Village applied for and received \$50k from the Community Development Supplemental Grant (CDSG) Program for the installation of two courts. The courts are located behind Village Hall. Grading and asphalt for the courts was completed in the fall. Surfacing of the courts, installation of fencing and the addition of a walkway will be completed this summer.

TINKERS CREEK TRAIL NORTH

We are always striving to make our parks and walking trails stand out from other communities. The addition of the Tinker's Creek Trail North is our newest addition. The trail connector starts on Richmond Road adjacent to the Cleveland Metroparks Hawthorn Parkway entrance. The Village was awarded a grant in the amount of \$352,250 from the Ohio Department of Natural Resources Clean Ohio Trail fund for this project.

PETTIBONE ROAD PARK

Having historic buildings in our town center is an exciting opportunity to preserve the history of Glenwillow. Restoration of the Falls Junction Train Depot is continuing this year with installation of decking and landscaping. Last year the windows were replaced with historic replacement windows to keep the authentic look of the building.



Village of
Glenwillow

Honoring the Past - Welcoming the Future

Please visit our redesigned website for up-to-date Village information.
www.glenwillow-oh.gov



HOME FOR RESIDENTS FOR BUSINESSES ABOUT US CONTACT US

HOME

- Mayor's Office <
- Village Council <
- Boards & Commissions <
- Demographics <
- Departments <
- Village History <
- Village Directory <
- Schools <
- Public Utilities <
- Parks & Recreation <
- Publications & Maps <
- Links <
- Calendar <

ANNOUNCEMENTS

FACT SHEET

DEMOGRAPHICS

- Population: 994 (2020 Census)
- Residents' Average Age: 41.2
- Median Income: \$84,167
- Land Mass: 2.77 sq. miles
- Housing Units: 335
- Median Housing Value: \$229,800
- Owner Occupied Homes: 92%

**Village of Glenwillow
2020 US Census Statistics**

Race	Percent
White	44.2%
Black	33.5%
American Indian and Alaska Native	0.8%
Asian	17.9%
Two or More Races	3.6%



Mark A. Cegelka
Mayor
mcegelka@glenwillow-oh.gov



Jeffrey L. Adie
Council Member (Ward 1)
jadie@glenwillow-oh.gov



Larry E. Sylvester
Council Member (Ward 1)
lsylvester@glenwillow-oh.gov



Barbara J. DiBacco
Council Member (Ward 2)
bdbibacco@glenwillow-oh.gov

**VILLAGE OF
GLENWILLOW**
29555 Pettibone Road
Glenwillow, Ohio 44139
440-232-8788
www.glenwillow-oh.gov



Anthony DeCarlo
Council Member (Ward 2)
adecarlo@glenwillow-oh.gov



Donald E. Banas
Council Member (Ward 3)
dbanas@glenwillow-oh.gov



Gurvis L. Smith
Council Member (Ward 3)
gsmith@glenwillow-oh.gov